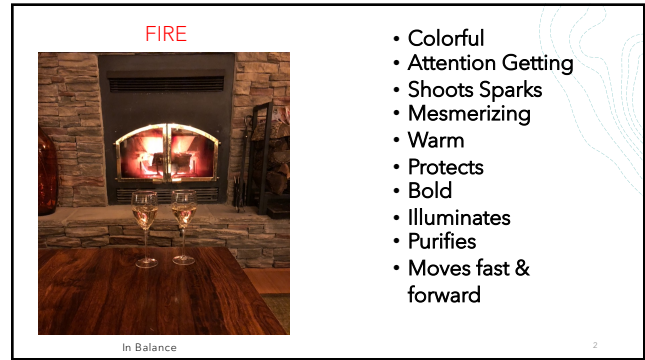
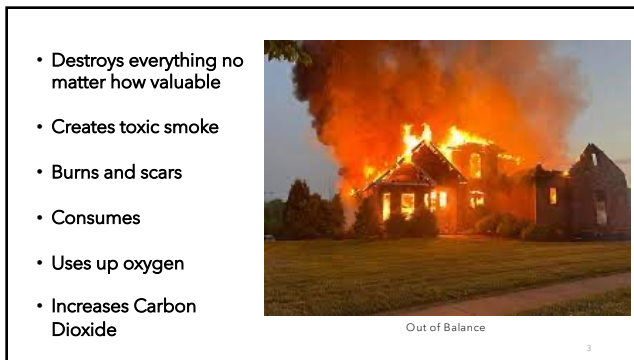


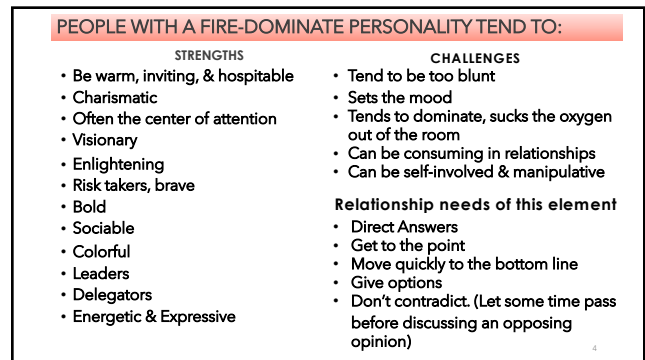
1



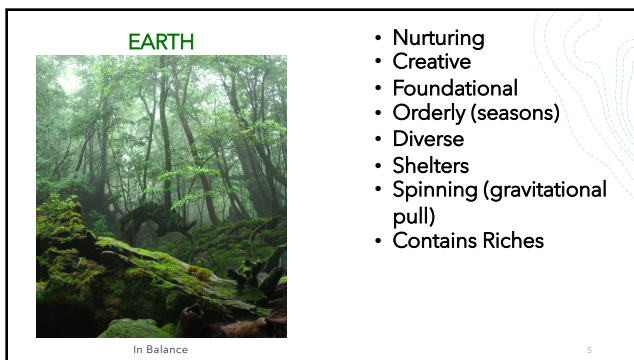
2



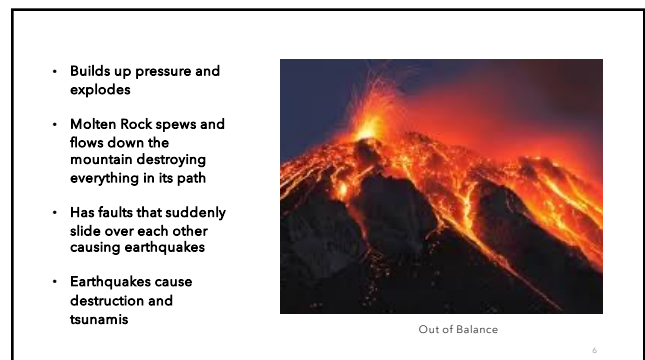
3



4



5



6

### PEOPLE WITH AN EARTH-DOMINATE PERSONALITY TEND TO:

#### STRENGTHS

- Grounded
- Practical
- Focused
- Organized
- Disciplined
- Creative
- Protective
- Supportive
- Perfectionist
- Humble (not recognizing the talents within)

#### CHALLENGES

- Can be absent minded
- Perfectionist
- Overly Introspective
- Buries Stress
- It takes a while for them to trust people.
- Relationship needs of this element**
  - Accuracy & Structure
  - No Chit Chat
  - Schedule & Rules
  - To analyze EVERYTHING
  - Minimize risks (not risk takers)
  - Specifics (facts, figures, data)

7

7

### AIR / WIND



In Balance

- Scatters Seeds
- Creates Energy
- Communicates
- Musical
- Playful
- Touches
- Transports
- Expands
- Incorporates
- Uplifting

8

8

- Can be destructive (tornados, dust storms, hurricanes, straight-line winds)
- Can be unpredictable (directions can change from all sides)



Out of Balance

9

9

### PEOPLE WITH AN AIR-DOMINATE PERSONALITY TEND TO:

#### STRENGTHS

- Be kind, friendly, fun
- Motivators, encouragers
- Including, bringing people together, interested in people
- Be optimistic
- Excellent communicators
- Great "starters"
- Big idea people
- Volunteer for everything

#### CHALLENGES

- Disorganized, forgetful
- Finishing what they start
- Over commits
- Over the top trying to get attention
- Be terrible time managers.

#### Relationship needs of this element

- Attention from others
- Fun, excitement, change
- Interaction with people
- Help finishing what they start
- Affirmation

10

10

### WATER



In Balance

- Reflective
- Cleansing
- Refreshing
- Flowing
- Deep
- Transparent
- Supports heavy loads
- Self-settling
- Conforming
- Connects
- Seeks lowest place

11

11

- Easily contaminated
- Floods over banks
- Erodes
- Rusts
- Can hid hazards under the surface
- Can pull you away from safety in a riptide or a strong current
- Hypothermia
- Suffocating



12

12

### PEOPLE WITH A WATER-DOMINATE PERSONALITY TEND TO:

#### STRENGTHS

- Be deep thinkers
- Reflect, meditate
- Be good listeners
- Be supportive
- Be able to conform in any group
- Connect with other people
- Settle themselves
- Find the easy way
- Seek peace
- Be compassionate

#### CHALLENGES

- Rather stay in the background
- Appear without an opinion
- Be stubborn (eroding)
- Pick up the bad habits of those who they spend the most time.
- Will emotionally freeze or disappear in a stressful situation

#### Relationship needs of this element

- Stability & compassion
- Soft voice tones in communication
- Others to share their feelings
- Boundaries

13

13



14

14

### THE ADVANTAGES TO USING NATURE'S ELEMENTS TO SHARPEN OUR CHARACTERS

THEY GIVE US THE FRAMEWORK OF HOW CHARACTERS WILL:

- THINK (Internalization)
- SPEAK (dialogue)
- RESPOND/REACT
  - Body Language
  - Facial Expression
- Aaaaannndddd...

15

15

If fire was a person, how would he/she benefit others?

What negative affect could he/she have on others?

If wind was a person, how would he/she benefit others?

What negative affect could he/she have on others?

If earth was a person, how would he/she benefit others?

What negative affect could he/she have on others?

If water was a person, how would he/she benefit others?

What negative affect could he/she have on others?

INTERACT

How People's Elements Determine How They Interact with Each Other

Presentation title

16

**TIME FOR SHOW AND TELL!**

Think about your character. Do you know which element is dominate?

Linda Apple  
[www.lindaapple.com](http://www.lindaapple.com) / [linda@lindaapple.com](mailto:linda@lindaapple.com)

17

Linda Apple  
Writing from the Soul - Speaking from the Heart

[www.lindaapple.com](http://www.lindaapple.com)  
[linda@lindaapple.com](mailto:linda@lindaapple.com)

18